



Year 4 English Map 2018-19



Autumn Term		Spring Term		Summer Term	
Autumn 1 (6 weeks)	Autumn 2 (7 weeks)	Spring 1 (6 weeks)	Spring 2 (6 weeks)	Summer 1 (6 weeks)	Summer 2 (6 weeks)
Topic - Vikings		Topic - Oceans around the World		Topic - China	
Trip/Theme Day - Viking Dress up Day	Trip/Theme Day - Visual Literacy How to train your dragon	Trip/Theme Day - Visit to Aquarium	Trip/Theme Day - Visual Literacy Finding Dory	Trip/Theme Day - Chinese Dress up Day	Trip/Theme Day - Visual Literacy Mulan
<u>Narrative: Viking Myths and Legends</u> 2 weeks <ul style="list-style-type: none"> ➤ Paragraphs ➤ Fronted adverbials ➤ Range of sentences 	<u>Narrative: How to Train your dragon</u> 3 weeks <ul style="list-style-type: none"> ➤ Present perfect tense ➤ Inverted commas 	<u>Narrative: Adventure under the sea</u> 2 weeks <ul style="list-style-type: none"> ➤ create settings, characters and plot ➤ Inverted commas and speech 	<u>Explanation text: How oceans are becoming polluted</u> 2 weeks <ul style="list-style-type: none"> ➤ Paragraphs around a theme ➤ Pronoun and noun 	<u>Narrative: Mulan</u> 2 weeks <ul style="list-style-type: none"> ➤ create settings, characters and plot ➤ Inverted commas and speech 	<u>Performance poetry: Based around dragon dance</u> 2 weeks <ul style="list-style-type: none"> ➤ AM: Reading target: Use of voice, expression, actions
<u>NC report: Viking way of life</u> 2 weeks <ul style="list-style-type: none"> ➤ Headings and sub-headings ➤ conjunctions 	<u>Instructions: How to look after your dragon</u> 2 weeks <ul style="list-style-type: none"> ➤ prepositions ➤ expanded noun phrases - adjectives 	<u>Poetry: Free Verse</u> 2 weeks <ul style="list-style-type: none"> ➤ expanded noun phrases - modifying nouns 	<u>Discursive Text: Should animals be used for entertainment</u> 2 weeks	<u>NC report on Great Wall of China</u> 2 weeks <ul style="list-style-type: none"> ➤ Fronted adverbials ➤ Headings and sub-headings 	<u>Willow Pattern plate stories</u> 2 weeks <ul style="list-style-type: none"> ➤ Proof-reading and editing ➤ Pronouns and nouns

Year 4 English Map 2018-19

<p><u>Poetry: Shape Poems</u> <u>2 weeks</u></p> <ul style="list-style-type: none"> ➤ adverbs ➤ descriptive phrases 	<p><u>Diary of a Viking child</u> <u>2 weeks</u></p> <ul style="list-style-type: none"> ➤ editing and up-levelling ➤ word families 	<p><u>NC report: Sea creatures</u> <u>2 weeks</u></p> <ul style="list-style-type: none"> ➤ Use of 'ai' and 'an' ➤ Main and subordinate clauses 	<p><u>Visual Literacy: Diary of Nemo/Dory</u> <u>2 weeks</u></p> <ul style="list-style-type: none"> ➤ Inverted commas ➤ Apostrophes to mark plural possession 	<p><u>Newspaper report: Volcano/Earthquake</u> <u>2 weeks</u></p> <ul style="list-style-type: none"> ➤ Direct and indirect speech ➤ Fronted adverbials with comma 	<p><u>Instructions: How to make origami figure</u> <u>2 weeks</u></p> <ul style="list-style-type: none"> ➤ Expanded noun phrase - preposition.
-------------------------------------------------------------------------------------------------------------------------------------------------	----------------------------------------------------------------------------------------------------------------------------------------------------------------	----------------------------------------------------------------------------------------------------------------------------------------------------------------------------	-------------------------------------------------------------------------------------------------------------------------------------------------------------------------------------------	-----------------------------------------------------------------------------------------------------------------------------------------------------------------------------------------------	-------------------------------------------------------------------------------------------------------------------------------------------------------------------






Year 4 English Map

2018-19

Word Structure	Sentence Structure	Text Structure	Punctuation	Terminology for Pupils
Regular plural noun suffixes -s or -es (e.g. dog, dogs; wish, wishes)	How words can combine to make sentences	Sequencing sentences to form short narratives	Separation of words with spaces	word, sentence, letter, capital letter, full stop, punctuation, singular, plural, question mark, exclamation mark
Suffixes that can be added to verbs (e.g. helping, helped, helper)	How and can join words and join sentences	The consistent use of present tense versus past tense throughout texts	Introduction to the use of capital letters, full stops, question marks and exclamation marks to demarcate sentences	verb, tense (past, present), adjective, noun, suffix, apostrophe, comma
How the prefix un- changes the meaning of verbs and adjectives (negation, e.g. unkind, or undoing, e.g. untie the boat)	Subordination (using when, if, that, or because) and co-ordination (using or, and, or but)	Use of the continuous form of verbs in the present and past tense to mark actions in progress (e.g. she is drumming, he was shouting)	Capital letters for names and for the personal pronoun I	word family, conjunction, adverb, preposition, direct speech, inverted commas (or 'speech marks'), prefix, consonant, vowel, clause, subordinate clause
Formation of nouns using suffixes such as -ness, -er	Expanded noun phrases for description and specification (e.g. the blue butterfly, plain flour, the man in the moon)	Introduction to paragraphs as a way to group related material	Capital letters, full stops, question marks and exclamation marks to demarcate sentences	pronoun, possessive pronoun, adverbial
Formation of adjectives using suffixes such as -ful, -less (A fuller list of suffixes can be found in the spelling annex.)	Sentences with different forms: statement, question, exclamation, command	Headings and sub-headings to aid presentation	Commas to separate items in a list	relative clause, modal verb, relative pronoun, parenthesis, bracket, dash, delimiter, cohesion, ambiguity
Use of the suffixes -er and -est to form comparisons of adjectives and adverbs	Expressing time and cause using conjunctions (e.g. when, before, after, while, because), adverbs (e.g. then, next, soon, so), or prepositions (e.g. before, after, during, in, because of)	Use of the perfect form of verbs to mark relationships of time and cause (e.g. I have written it down so we can check what he said.)	Apostrophes to mark contracted forms in spelling	active and passive voice, subject and object, hyphen, synonym, colon, semi-colon, bullet points
Formation of nouns using a range of prefixes, such as super-, anti-, auto-	Appropriate choice of pronoun or noun within a sentence to avoid ambiguity and repetition	Use of paragraphs to organise ideas around a theme	Introduction to speech marks to punctuate direct speech	
Use of the determiners a or an according to whether the next word begins with a consonant or a vowel (e.g. a rock, an open box)	Fronted adverbials	Appropriate choice of pronoun or noun across sentences	Use of speech marks to punctuate direct speech	
Word families based on common words	Relative clauses beginning with who, which, where, why, or whose	Devices to build cohesion within a paragraph (e.g. then, after that, this, firstly)	Apostrophes to mark singular and plural possession (e.g. the girl's name, the boys' boots)	
The grammatical difference between plural and possessive -s	Indicating degrees of possibility using modal verbs (e.g. might, should, will, must) or adverbs (e.g. perhaps, surely)	Linking ideas across paragraphs using adverbials of time (e.g. later), place (e.g. nearby) and number (e.g. secondly)	Use of commas after fronted adverbials (e.g. Later that day, I heard the bad news.)	
Standard English forms for verb inflections instead of local spoken forms (e.g. we were instead of we was, or I did instead of I done)	Use of the passive voice to affect the presentation of information in a sentence (e.g. I broke the window in the greenhouse versus The window in the greenhouse was broken)	Linking ideas across paragraphs using a wider range of cohesive devices: semantic cohesion (e.g. repetition of a word or phrase), grammatical connections (e.g. the use of adverbials such as on the other hand, in contrast, or as a consequence), and elision.	Brackets, dashes or commas to indicate parenthesis	
Converting nouns or adjectives into verbs using suffixes (e.g. -ate; -ise; -ify)	Expanded noun phrases to convey complicated information concisely (e.g. the boy that jumped over the fence is over there, or the fact that it was raining meant the end of sports day)	Layout devices, such as headings, sub-headings, columns, bullets, or tables, to structure text	Use of commas to clarify meaning or avoid ambiguity	
Verb prefixes (e.g. dis-, de-, mis-, over- and re-)	The difference between structures typical of informal speech and structures appropriate for formal speech and writing (such as the use of question tags, e.g. He's your friend, isn't he?, or the use of the subjunctive in some very formal writing and speech)		Use of the semi-colon, colon and dash to indicate a stronger subdivision of a sentence than a comma.	
The difference between vocabulary typical of informal speech and vocabulary appropriate for formal speech and writing (e.g. said versus reported, alleged, or daimed in formal speech or writing)			Punctuation of bullet points to list information	
			How hyphens can be used to avoid ambiguity (e.g. man eating shark versus man eating shark, or recover versus re-cover)	

All terms in bold should be understood with the meanings set out in the glossary.

Key:

Year 1	
Year 2	
Year 3	
Year 4	
Year 5	
Year 6	